



GetUpp Assist

Step 1



Remove tape. Place device and clear space under device.

Step 2



Connect to a power supply.

Step 3



Download the GetUpp app on your phone.



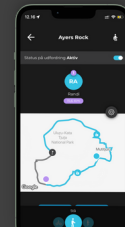

GETUPP
POWERED BY OFFICEFIT

- Indication of your standing sprint progress
- Indication of your sitting sprint progress
- Searching for connection
- Movement between your sitting and standing height
- Indication of your correct ergonomic height
- Connection created
- Registers inactivity and goes to hibernation

Thank you for choosing GetUpp as your new, personal helper.

Use the GetUpp Assist and the associated GetUpp App, to gain a healthy working life with daily movement. The GetUpp Assist and App helps you to get up from your chair.

It's time to GetUpp!



GetUpp floor sticker

If your GetUpp Assist is placed above a floor with a carpet, the sensor within the Assist might have difficulties reaching a signal. In this case, you can use this Velcro sticker to place underneath your table to gain a connection.



Do you need support?

Just scan the QR code with your phone

