



GetUpp floor sticker

If your GetUpp Assist is placed above a floor with a carpet, the sensor within the Assist might have difficulties reaching a signal. In this case, you can use the velcro sticker to place underneath your table to gain a connection.




GetUpp Assist

Step 1




Remove tape. Place device and clear space under device

Step 2



Connect to PC, docking or power supply

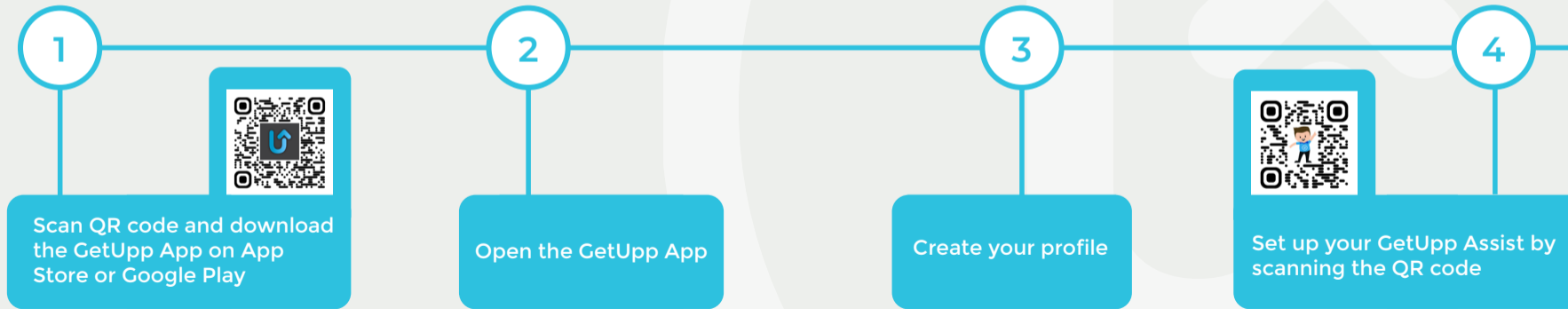
Step 3



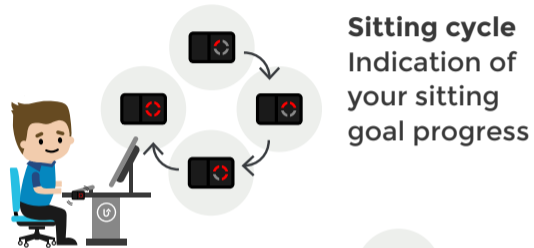
Install the app on your phone

Simply follow the steps below

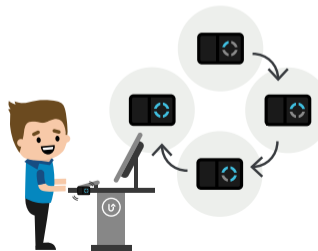
You are only a few steps away from being able to use your GetUpp Assist.



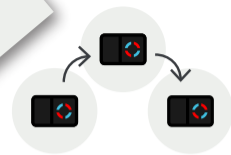
GetUp Assist LED indicator




Sitting cycle
Indication of your sitting goal progress



Standing cycle
Indication of your standing goal progress




The Assist is connecting



Movement between your sitting and standing height



Indication of your correct sitting/standing height



Do you need support?
Do not hesitate to contact us



<https://getupp.dk/en/>



GETUPP ASSIST